



E W I N G M A R I O N

KAUFFMAN SCHOOL

---

# November 2024 Financials

PREPARED **DEC'24** BY



*Ewing Marion Kauffman School  
Finance Monitoring Activities*

	<u>July</u>	<u>Aug</u>	<u>Sept</u>	<u>Oct</u>	<u>Nov</u>	<u>Dec</u>	<u>Jan</u>	<u>Feb</u>	<u>Mar</u>	<u>Apr</u>	<u>May</u>	<u>Jun</u>
Condensed Financial Packet <sup>1</sup>				X				X				
Comprehensive Financial Packet <sup>2</sup>		X				X			X		X	
EMKS Budget											X	
Tax Return <sup>3</sup>											X	
Annual External Audit Report				X								
Vendor Check Register		X		X		X		X	X		X	
Retirement Committee Review			X					X				

<sup>1</sup>Condensed financial packet consists of financial highlights, income statement and balance sheet.

<sup>2</sup>Comprehensive financial packet consists of financial highlights, revenue and expense analysis, updated annual forecast as applicable, income statement and balance sheet.

<sup>3</sup>Final extended filing date is May.

*Reporting & Compliance Due Dates (Documents available upon request)*

	<u>July</u>	<u>Aug</u>	<u>Sept</u>	<u>Oct</u>	<u>Nov</u>	<u>Dec</u>	<u>Jan</u>	<u>Feb</u>	<u>Mar</u>	<u>Apr</u>	<u>May</u>	<u>Jun</u>
ASBR <sup>4</sup>		X										
End of Year Report and FER <sup>5</sup>			X									
Federal Payment Request				X				X			X	
403b Plan Audit	X											
1099 amd W2 Tax Forms							X					
DESE Budget and Revisions <sup>6</sup>	X									X		

<sup>4</sup>Annual Secretary of the Board Report consists of State reporting on all spending.

<sup>5</sup>End of Year Report is a summary of Title programs; Final Expenditure Report is the final reporting of SWP and SPED.B spending for the prior fiscal year.

<sup>6</sup>DESE requires the SWP and Sped.B portions of the EMKS Budget to be submitted by July 1 and any revisions by April 30.

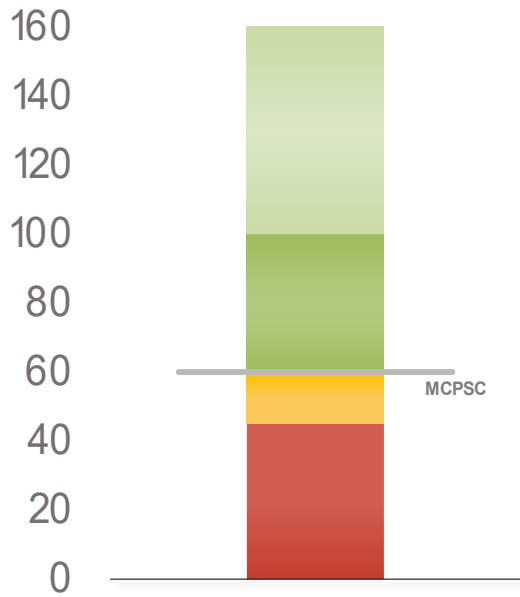
- **Executive Summary**
- **Forecast Overview**
- **Key Performance Indicators**
- **Cash Forecast**
- **Appendix**
- **Check Register**

- **EMKS closed November 2024 with a projected YE cash balance of \$16.22M or \$1.3M above budget and 249 Days of Cash**
- **Revenue**
  - **Revenue Forecast improved ~\$45k driven by higher state funding rates offsetting slight decrease in enrollment from transfers**
  - **Revenue vs. Budget is +\$617k driven by Interest Income and higher Federal Funding for Student Meals**
- **Expense**
  - **Expenses improved ~\$40k vs. last forecast driven by lower salaries and wages**
  - **Expenses vs. Budget are \$1.1M higher from higher transportation costs and a lower vacancy rate than planned**
  - **Net Income improved \$85k from last forecast to -\$670k or \$404k below Budget**

	Year-To-Date			Annual Forecast				
	Actual	Budget	Variance	Forecast	Budget	Variance	Remaining	Rem %
<b>Revenue</b>								
Local Revenue	1,039,380	863,527	175,853	2,226,912	2,026,031	200,881	1,187,532	53%
State Revenue	5,648,035	5,243,147	404,888	13,678,106	13,700,129	(22,023)	8,030,070	59%
Federal Revenue	1,456,149	624,044	832,105	2,277,088	1,882,955	394,134	820,939	36%
Private Grants and Donations	2,406,698	958,600	1,448,098	4,803,396	4,793,000	10,396	2,396,698	50%
Earned Fees	102,909	10,750	92,159	110,623	30,000	80,623	7,714	7%
<b>Total Revenue</b>	<b>10,653,172</b>	<b>7,700,068</b>	<b>2,953,104</b>	<b>23,096,125</b>	<b>22,432,115</b>	<b>664,011</b>	<b>12,442,953</b>	
<b>Expenses</b>								
Salaries	4,218,373	4,354,524	136,151	10,307,035	10,450,857	143,822	6,088,662	59%
Vacancy Rate	0	(130,636)	(130,636)	0	(313,526)	(313,526)	(313,526)	3%
Benefits and Taxes	1,620,221	1,716,399	96,178	4,064,020	4,119,358	55,338	2,443,799	60%
Vacancy Rate	0	(51,492)	(51,492)	0	(123,581)	(123,581)	(123,581)	3%
Staff-Related Costs	31,359	56,667	25,307	136,000	136,000	0	104,641	77%
Rent	146,698	122,248	(24,450)	293,396	293,396	0	146,698	50%
Occupancy Service	1,278,092	1,165,593	(112,499)	2,873,424	2,797,424	(76,000)	1,595,331	56%
Student Expense, Direct	541,597	683,693	142,096	1,912,162	1,640,862	(271,300)	1,370,566	72%
Student Expense, Food	336,330	304,450	(31,880)	850,830	730,679	(120,151)	514,500	60%
Office & Business Expense	620,700	710,856	90,156	1,435,536	1,706,055	270,519	814,836	57%
Transportation	871,508	525,373	(346,135)	1,894,471	1,260,896	(633,575)	1,022,963	54%
<b>Total Expenses</b>	<b>9,664,878</b>	<b>9,457,675</b>	<b>(207,203)</b>	<b>23,766,875</b>	<b>22,698,421</b>	<b>(1,068,454)</b>	<b>13,664,889</b>	
<b>Net Income</b>	<b>988,294</b>	<b>(1,757,607)</b>	<b>2,745,901</b>	<b>(670,750)</b>	<b>(266,306)</b>	<b>(404,444)</b>	<b>(1,221,936)</b>	
<b>Cash Flow Adjustments</b>	<b>(803,397)</b>	<b>-</b>	<b>(803,397)</b>	<b>0</b>	<b>-</b>	<b>0</b>	<b>803,397</b>	
<b>Change in Cash</b>	<b>184,897</b>	<b>(1,757,607)</b>	<b>1,942,504</b>	<b>(670,750)</b>	<b>(266,306)</b>	<b>(404,444)</b>	<b>(418,539)</b>	

## Days of Cash

Cash balance at year-end divided by average daily expenses

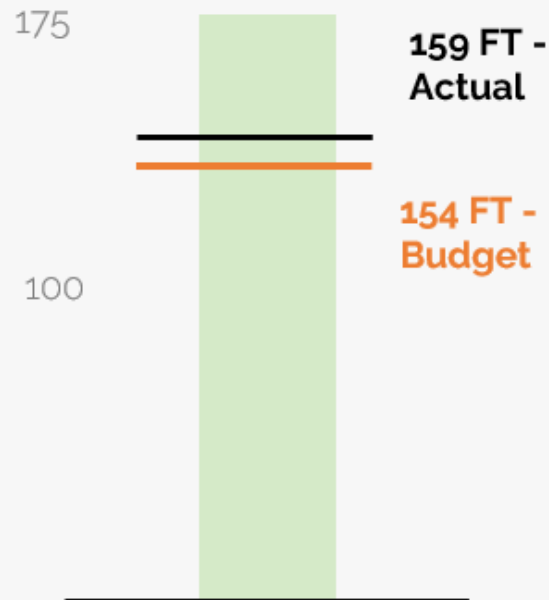


### 249 DAYS OF CASH AT YEAR'S END

The school will end the year with 249 days of cash. This is above the recommended 60 days, and 2 less day(s) than last month

## Staffing

Current vs. Budgeted Staffing

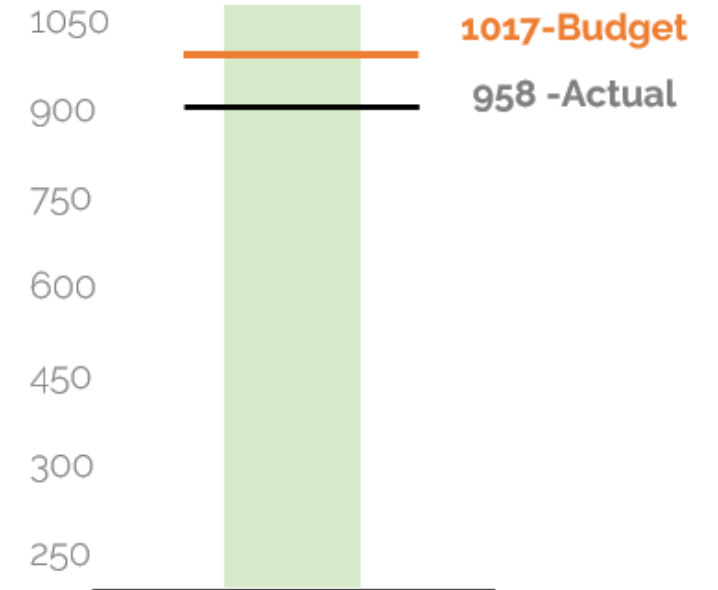


### 103.2% of Budget

The school is currently carrying 5 more FT staff than budgeted.

## Enrollment

Current vs. Budgeted Enrollment

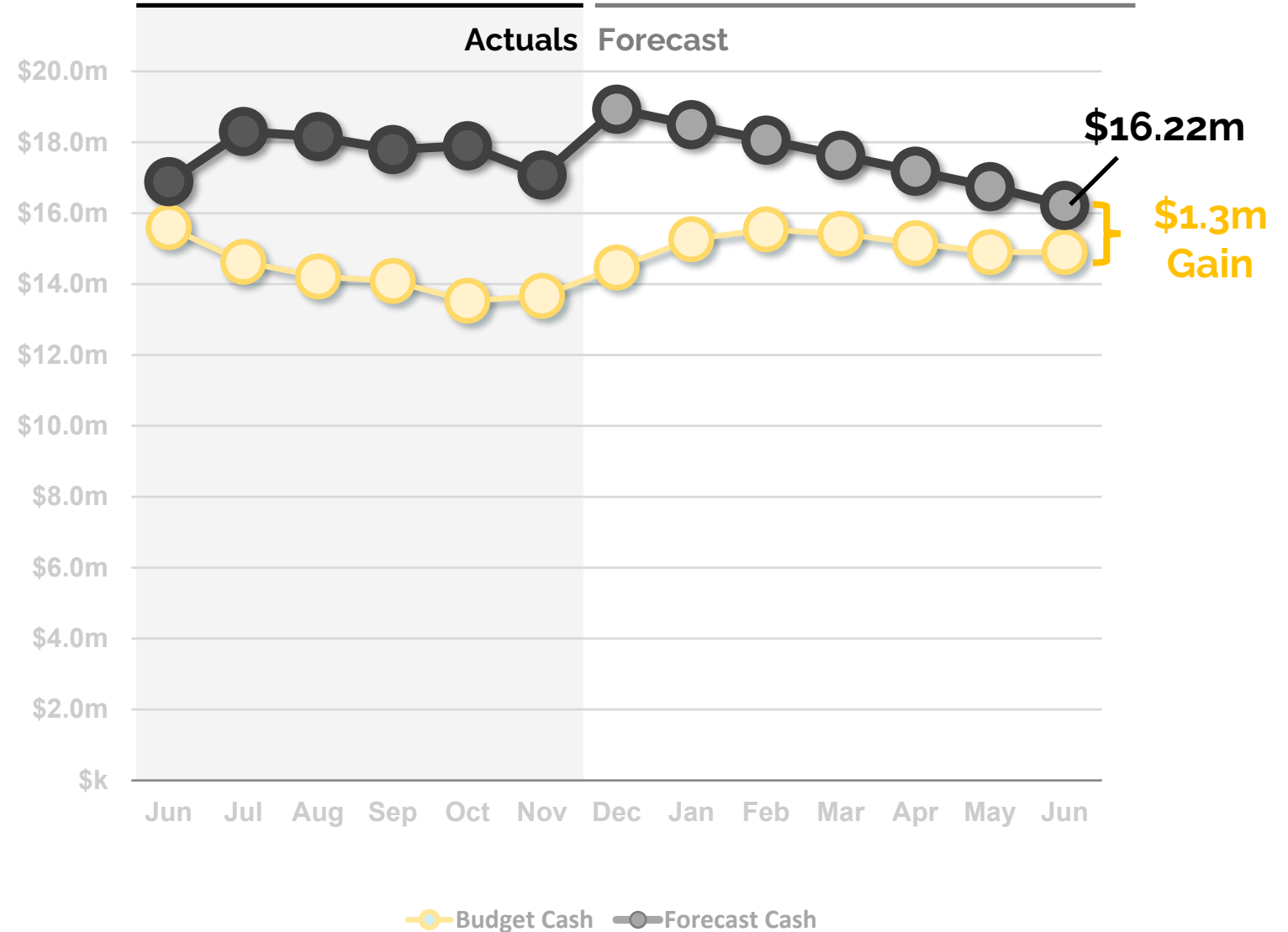


### 94.2% of Budget

The school is currently short of enrollment by 59 students (5.8%)

## 249 Days of Cash at year's end

We forecast the school's year ending cash balance as **\$16m**, **\$1.3m** above budget.








	<i>Previous Year End</i>	<i>Current</i>	<i>Year End</i>
<b>Assets</b>			
Current Assets			
Cash	16,890,888	17,075,786	16,220,139
Accounts Receivable	447,666	567,811	447,666
Other Current Assets	112,052	526,343	112,052
<b>Total Current Assets</b>	<b>17,450,607</b>	<b>18,169,939</b>	<b>16,779,857</b>
<b>Total Assets</b>	<b>17,450,607</b>	<b>18,169,939</b>	<b>16,779,857</b>
<b>Liabilities and Equity</b>			
<b>Liabilities</b>			
Current Liabilities			
Other Current Liabilities	1,200	10,276	1,200
Accounts Payable	295,628	255,255	295,628
Accrued Salaries and Benefits	237,665	0	237,665
<b>Total Current Liabilities</b>	<b>534,493</b>	<b>265,532</b>	<b>534,493</b>
Total Long-Term Liabilities	0	0	
<b>Total Liabilities</b>	<b>534,493</b>	<b>265,532</b>	<b>534,493</b>
<b>Equity</b>			
Unrestricted Net Assets	11,868,445	11,943,445	11,868,445
Net Income	0	988,294	-670,750
Temporarily Restricted Net Assets	5,047,669	4,972,669	5,047,669
<b>Total Equity</b>	<b>16,916,114</b>	<b>17,904,408</b>	<b>16,245,364</b>
<b>Total Liabilities and Equity</b>	<b>17,450,607</b>	<b>18,169,939</b>	<b>16,779,857</b>

**\*Restricted Cash**

- \$ 25,000 restricted for Board PD
- \$ 75,000 for DESE/sponsor required 'closing' fund
- \$2,872,669 restricted for facilities
- \$2,000,000 restricted for strategic planning



# Monthly Financials

Income Statement	Actual					Forecast							TOTAL
	Jul	Aug	Sep	Oct	Nov	Dec	Jan	Feb	Mar	Apr	May	Jun	
<b>Revenue</b>													
Local Revenue	237,012	216,300	179,235	173,223	233,610	173,933	168,933	168,933	168,933	168,933	168,933	168,933	2,226,912
State Revenue	1,140,992	1,155,556	1,062,592	1,160,421	1,128,474	1,147,153	1,147,153	1,147,153	1,147,153	1,147,153	1,147,153	1,147,153	13,678,106
Federal Revenue	189,142	325,500	369,937	437,981	133,590	160,240	122,611	126,776	110,116	135,106	118,446	47,641	2,277,088
Private Grants and Donations	2,250,000	73,349	10,000	0	73,349	2,250,000	0	73,349	0	0	73,349	0	4,803,396
Earned Fees	9,697	11,061	74,274	7,418	460	1,102	1,102	1,102	1,102	1,102	1,102	1,102	110,623
<b>Total Revenue</b>	<b>3,826,843</b>	<b>1,781,766</b>	<b>1,696,037</b>	<b>1,779,043</b>	<b>1,569,483</b>	<b>3,732,428</b>	<b>1,439,799</b>	<b>1,517,313</b>	<b>1,427,304</b>	<b>1,452,294</b>	<b>1,508,983</b>	<b>1,364,829</b>	<b>23,096,125</b>
<b>Expenses</b>													
Salaries	779,765	868,219	842,785	847,364	880,241	853,931	853,931	853,931	853,931	853,931	853,931	965,077	10,307,035
Vacancy Rate	0	0	0	0	0	0	0	0	0	0	0	0	0
Benefits and Taxes	256,613	341,702	338,708	338,200	344,998	346,970	346,970	346,970	346,970	346,970	346,970	361,977	4,064,020
Vacancy Rate	0	0	0	0	0	0	0	0	0	0	0	0	0
Staff-Related Costs	4,837	4,046	4,731	10,199	7,547	14,949	14,949	14,949	14,949	14,949	14,949	14,949	136,000
Rent	0	73,349	0	73,349	0	0	0	73,349	0	0	73,349	0	293,396
Occupancy Service	312,626	245,292	250,364	264,473	205,338	227,904	227,904	227,904	227,904	227,904	227,904	227,904	2,873,424
Student Expense, Direct	83,127	157,609	101,660	111,395	87,806	195,795	195,795	195,795	195,795	195,795	195,795	195,795	1,912,162
Student Expense, Food	0	53,469	82,194	115,138	85,529	73,500	88,200	93,100	73,500	102,900	83,300	0	850,830
Office & Business Expense	106,525	129,886	127,689	150,393	106,207	128,619	112,619	112,619	112,619	116,619	116,619	115,119	1,435,536
Transportation	5,348	127,487	139,007	386,408	213,258	146,138	149,996	151,282	146,138	153,854	148,710	126,848	1,894,471
Total Ordinary Expenses	1,548,841	2,001,057	1,887,138	2,296,918	1,930,923	1,987,806	1,990,364	2,069,899	1,971,806	2,012,922	2,061,527	2,007,670	23,766,875
<b>Total Expenses</b>	<b>1,548,841</b>	<b>2,001,057</b>	<b>1,887,138</b>	<b>2,296,918</b>	<b>1,930,923</b>	<b>1,987,806</b>	<b>1,990,364</b>	<b>2,069,899</b>	<b>1,971,806</b>	<b>2,012,922</b>	<b>2,061,527</b>	<b>2,007,670</b>	<b>23,766,875</b>
<b>Net Income</b>	<b>2,278,002</b>	<b>-219,292</b>	<b>-191,101</b>	<b>-517,875</b>	<b>-361,440</b>	<b>1,744,622</b>	<b>-550,565</b>	<b>-552,586</b>	<b>-544,502</b>	<b>-560,628</b>	<b>-552,544</b>	<b>-642,840</b>	<b>-670,750</b>
Cash Flow Adjustments	-863,352	74,886	-174,186	624,932	-465,677	114,771	114,771	114,771	114,771	114,771	114,771	114,771	0
<b>Change in Cash</b>	<b>1,414,650</b>	<b>-144,405</b>	<b>-365,286</b>	<b>107,056</b>	<b>-827,117</b>	<b>1,859,393</b>	<b>-435,794</b>	<b>-437,815</b>	<b>-429,731</b>	<b>-445,857</b>	<b>-437,773</b>	<b>-528,069</b>	<b>-670,750</b>
Ending Cash	18,305,538	18,161,133	17,795,846	17,902,903	17,075,786	18,935,179	18,499,384	18,061,569	17,631,838	17,185,981	16,748,208	16,220,139	

# 2024-2025 Annual Budget reflects a net loss of \$266k

	SY23-24 Forecast	SY24-25 Budget	B/(W) LY
<b>Revenue</b>			
Local Revenue	1,873,266	2,026,031	152,765
State Revenue	12,662,245	13,700,129	1,037,884
Federal Revenue	3,254,832	1,882,955	(1,371,877)
Private Grants and Donations	5,793,000	4,793,000	(1,000,000)
Earned Fees	76,890	30,000	(46,890)
<b>Revenue Total</b>	<b>23,660,232</b>	<b>22,432,114</b>	<b>(1,228,118)</b>
<b>Expenses</b>			
Salaries	8,718,234	10,450,857	(1,732,623)
Salaries Vacancy Rate @3%		(313,526)	313,526
Benefits and Taxes	3,418,563	4,119,358	(700,796)
Benefits & Taxes Vacancy Rate @3%		(123,581)	123,581
Staff-Related Costs	231,806	176,000	55,806
Rent	293,396	293,396	(0)
Occupancy Service	2,807,406	2,797,424	9,982
Student Expense, Direct	2,106,626	1,600,862	505,764
Student Expense, Indirect	646,619	730,679	(84,060)
Office & Business Expense	2,351,070	1,706,055	645,015
Transportation	1,122,864	1,260,896	(138,032)
<b>Expenses Total</b>	<b>21,696,583</b>	<b>22,698,421</b>	<b>(1,001,838)</b>
<b>NET ORDINARY INCOME</b>	<b>1,963,649</b>	<b>(266,306)</b>	<b>(2,229,955)</b>
<b>TOTAL EXPENSES</b>	<b>21,696,583</b>	<b>22,698,421</b>	<b>(1,001,838)</b>
<b>NET INCOME</b>	<b>1,963,649</b>	<b>(266,306)</b>	<b>(2,229,955)</b>
Starting Cash Balance	13,801,775	15,605,715	1,803,940
Change In Cash	1,963,649	(266,306)	(2,229,955)
<b>ENDING CASH BALANCE</b>	<b>15,765,424</b>	<b>15,339,409</b>	<b>(426,015)</b>

**Revenue:**

The decrease is driven by a \$1.4M drop in Federal Covid funding and \$1M less in private funding YoY. The decrease is partially offset by higher WADA (weighted average daily attendance) and interest income.

**Expenses:**

The increase in expenses is driven by \$2M of higher Salary and Benefits costs from incremental positions to support higher enrollment and wage inflation to remain competitive. The increase is partially offset by intentional reductions in student and business expenses.

**Note:**

The current deficit is driven by increased cybersecurity cost projections. Our goal is to identify and make additional cuts to expenses to close the budget gap by EOY.

## October 2024

- **Alcozer Consulting LLC – Data consultants**
  - **Spend: \$1,618.75**
- **FBKC Sports Tenant LLC – HyVee Arena Court Space**
  - **Spend: \$4,957.20**
- **Morgan Hunter Education, LLC – Substitute Teachers**
  - **Spend: \$1,715.20**
- **University of Missouri KC AR – Dual Credit Courses**
  - **Spend: \$24,750**

## November 2024

- **Marr and Company, PC - Auditors**
  - **Spend: \$15,250**
- **Chi-Young Tschang – Curriculum Consultant**
  - **Spend: \$2,850**
- **Matthew Braun – Speech and Language Services**
  - **Spend: \$8,025**
- **SageView Advisory Group – 403B advisor**
  - **Spend: \$4,354.29**

Check Register by Type

Payee Type: Vendor		Check Type: Automatic Payment			Checking Account ID: 1		Check Amount
Check Number	Check Date	Cleared	Void	Void Date	Entity ID	Entity Name	Check Amount
113020727	10/22/2024	X			ALCOZERCON	Alcozer Consulting LLC	1,618.75
203	10/31/2024				HOODALONZ	Alonzo Hood	220.00
113020689	10/04/2024	X			AMERFOOD	American Food and Vending Corp.	891.75
113020690	10/04/2024	X			AMERFOOD	American Food and Vending Corp.	25,732.66
113020713	10/17/2024	X			AMERFOOD	American Food and Vending Corp.	22.00
113020714	10/17/2024	X			AMERFOOD	American Food and Vending Corp.	511.20
113020728	10/22/2024	X			AMERFOOD	American Food and Vending Corp.	26,280.90
113020730	10/22/2024	X			AMERFOOD	American Food and Vending Corp.	25,968.83
113020736	10/23/2024	X			AMERFOOD	American Food and Vending Corp.	17,101.52
201	10/31/2024				NGOMSIARNA	Arnaud Ngomsi	84.00
189	10/31/2024				SCHOFIELDA	Ashley Schofield	72.00
113020725	10/18/2024	X			BAKERUNIV	Baker University	1,900.00
177	10/31/2024				SUBERBEN	Benjamin Suber	920.00
184	10/31/2024				COLEBRIANN	Brianna Cole	210.00
113020740	10/25/2024	X			CASTATED	California State Disbursement Unit	392.00
113020686	10/04/2024	X			TSCHANGCHI	CHI-YOUNG TSCHANG	3,000.00
209	10/31/2024				JONESCLINT	Clint Jones	148.00
113020701	10/11/2024	X			COBBAWAY	Cobbaway LLC	34,124.75
113020722	10/18/2024	X			CUMULUSME	Cumulus Media	800.00
113020723	10/18/2024	X			CUMULUSME	Cumulus Media	4,699.00
113020712	10/17/2024	X			CUSHMAN	Cushman & Wakefield U.S., Inc	2,750.00
113020717	10/18/2024	X			CUSHMAN	Cushman & Wakefield U.S., Inc	247,230.77
208	10/31/2024				LAMMERSDA	David Lammers	84.00
185	10/31/2024				RHYNESDEL	Delbert Rhynes	330.00
182	10/31/2024				LAWSONDIR	Dirk Lawson	84.00
187	10/31/2024				BIRNEYDON	Donald Birney	148.00
113020718	10/18/2024	X			DELPHIADO	Donald Delphia	807.00
197	10/31/2024				TAFIEDUZAG	Duzaghi Tafie	148.00
113020731	10/23/2024	X			EDLIOLLC	Edlio LLC	4,730.00
113020697	10/08/2024	X			EDOPS	Education Business Solutions Inc	18,833.33
113020699	10/09/2024	X			HALLERELYS	Elyse Haller	2,681.25
202	10/31/2024				AJAYIEMMAN	Emmanuel Ajayi	148.00
113020732	10/23/2024	X			EPIQ	Epiq eDiscovery Solutions Inc	410.00
113020734	10/23/2024	X			FBKCARENA	FBKC Sports Tenant LLC	3,664.00
113020737	10/23/2024	X			FBKCARENA	FBKC Sports Tenant LLC	1,293.20
113020750	10/30/2024	X			FIDELITY	Fidelity Investments Institutional Operations Co.,	3,513.40
113020751	10/30/2024	X			FIDELITY	Fidelity Investments Institutional Operations Co.,	1,116.00
113020685	10/03/2024	X			FIDWORKPL	Fidelity Workplace Investing LLC	25,393.53
113020711	10/17/2024	X			FIDWORKPL	Fidelity Workplace Investing LLC	5,121.24
113020726	10/21/2024	X			FIDWORKPL	Fidelity Workplace Investing LLC	24,779.42
113020747	10/29/2024	X			FIDWORKPL	Fidelity Workplace Investing LLC	4,963.23
113020749	10/30/2024	X			FIDWORKPL	Fidelity Workplace Investing LLC	24,041.58
205	10/31/2024				VELASCOGAE	Gael Velasco	74.00
113020708	10/17/2024	X			GRAPEVINE	Grapevine Designs, LLC	461.59
113020719	10/18/2024	X			GRAPEVINE	Grapevine Designs, LLC	643.72
195	10/31/2024				MAJGWEN	Gwen Major	600.00
113020746	10/29/2024	X			HAASWILKE	Haas & Wilkerson, Inc.	2,454.61
113020720	10/18/2024	X			HUSCHBLA	Husch Blackwell LLP	1,572.00
113020702	10/11/2024	X			KIAFINANCE	Hyundai Capital America	668.51
113020703	10/11/2024	X			KIAFINANCE	Hyundai Capital America	684.67
113020704	10/11/2024	X			KIAFINANCE	Hyundai Capital America	675.98
113020743	10/25/2024	X			IONWAVE	ION Wave Technologies, LLC	3,665.00

113020694	10/07/2024	X	CARPENTERJ	Jamie Carpenter	300.00
113020687	10/04/2024	X	SOURCEPO	Jeff and Jeff Promotions, LLC	845.90
113020710	10/17/2024	X	SOURCEPO	Jeff and Jeff Promotions, LLC	7,201.50
183	10/31/2024		BETTSJEREM	Jeremy Betts	168.00
113020739	10/24/2024	X	LAXTONJOH	Johanna Laxton	170.00
204	10/31/2024		LOYDJOHNS	John Loyd	84.00
176	10/31/2024		MCCURRYKEN	Kenneth McCurry	296.00
206	10/31/2024		ROWEKEVIN	Kevin Rowe	74.00
113020754	10/31/2024	X	LAWUMANSKY	Law Offices of Jay B. Umansky, P.C.	573.01
191	10/31/2024		RAFFERTYLE	Lee Rafferty	150.00
178	10/31/2024		BLOUNTTL	Leo Blountt	1,020.00
113020692	10/04/2024	X	LEXINGTOND	Lexington Diesel Services LLC	74,519.99
198	10/31/2024		BLOUNTTLUC	Luchien Blountt	220.00
194	10/31/2024		HALLLUTEE	Luteesha Hall	110.00
192	10/31/2024		KINCMAR	Mark Kinch	74.00
181	10/31/2024		FEYMARSHAL	Marshall Fey	84.00
113020707	10/17/2024	X	SPEECHLANG	Matthew Braun	6,525.00
113020733	10/23/2024	X	SPEECHLANG	Matthew Braun	1,800.00
180	10/31/2024		LOPEZMICH	Michael Lopez	540.00
113020721	10/18/2024	X	MORGHUNT	Morgan Hunter Education, LLC	428.80
113020752	10/30/2024	X	MORGHUNT	Morgan Hunter Education, LLC	1,286.40
199	10/31/2024		HURDOLIVE	Oliver Hurd	110.00
186	10/31/2024		BRATCHERPA	Paul Bratcher	148.00
113020738	10/23/2024	X	PECSPORTS	PEC Sports, LLC	770.00
113020709	10/17/2024	X	PROIQ	ProIQ, LLC	3,609.40
113020683	10/25/2024	X	RAMPCC	RAMP - CC	45,273.98
113020684	10/31/2024	X	RAMPOOP	RAMP - OOP	268.37
113020693	10/07/2024	X	FINKTRUSTE	Richard V. Fink	320.00
193	10/31/2024		ARCHIBSETH	Seth Archibald	74.00
113020745	10/29/2024	X	KOPALDSE	Seth Kopald	150.00
113020716	10/17/2024	X	SEYFERTH	Seyferth Blumenthal & Harris, LLC	724.50
210	10/31/2024		BARTELST	Steve Bartel	232.00
196	10/31/2024		MATTSONSTE	Steve Mattson	148.00
113020744	10/28/2024	X	SULLIVANCO	Sullivan Cotter Holdings, Inc.	10,355.00
113020698	10/09/2024	X	TALKSPACE	Talkspace Network LLC	3,750.00
113020706	10/16/2024	X	TALKSPACE	Talkspace Network LLC	3,750.00
6434	10/03/2024	X	TYSOSA	Tania Yaritza Sosa	150.00
113020700	10/11/2024	X	TEACHAMER	Teach for America	45,000.00
113020691	10/04/2024	X	TECHCONNEC	TechConnect KC, LLC	12,000.00
113020696	10/08/2024	X	GUARDIAN	The Guardian Life Insurance Co	13,240.57
179	10/31/2024		GOLDTITUS	Titus Golden	150.00
200	10/31/2024		GEHATOM	Tom Geha	148.00
190	10/31/2024		PAIGETREVI	Trevis Paige	210.00
113020695	10/08/2024	X	UNITEDHEA	United Healthcare Insurance Company	160,126.21
113020753	10/31/2024	X	UMKCAR	University of Missouri-Kansas City AR	24,750.00
188	10/31/2024		SMITHVERNE	Vernetta Smith	32.00
113020688	10/04/2024	X	KCNIGHT	Walden Limousine Service LLC	775.00
113020705	10/16/2024	X	KCNIGHT	Walden Limousine Service LLC	871.88
113020715	10/17/2024	X	KCNIGHT	Walden Limousine Service LLC	1,743.75
113020724	10/18/2024	X	KCNIGHT	Walden Limousine Service LLC	775.00
113020729	10/22/2024	X	KCNIGHT	Walden Limousine Service LLC	775.00
113020741	10/25/2024	X	KCNIGHT	Walden Limousine Service LLC	775.00
113020742	10/25/2024	X	KCNIGHT	Walden Limousine Service LLC	775.00
207	10/31/2024		MUHAMMADWH	Whitney Muhammad	126.00
113020735	10/23/2024	X	YELLOWDOG	Yellow Dog Networks, Inc.	2,400.00
113020748	10/29/2024	X	YELLOWDOG	Yellow Dog Networks, Inc.	5,710.00

Grand Total:

Void Total:

0.00

Total without Voids:

965,154.65



Check Register by Type

Payee Type:	Vendor	Check Type: Automatic Payment			Checking Account ID: 1		Check Amount
Check Number	Check Date	Cleared	Void	Void Date	Entity ID	Entity Name	Check Amount
113020685	10/03/2024	X			FIDWORKPL	Fidelity Workplace Investing LLC	25,393.53
6434	10/03/2024	X			TYSOSA	Tania Yaritza Sosa	150.00
113020686	10/04/2024	X			TSCHANGCHI	CHI-YOUNG TSCHANG	3,000.00
113020687	10/04/2024	X			SOURCEPO	Jeff and Jeff Promotions, LLC	845.90
113020688	10/04/2024	X			KCNIGHT	Walden Limousine Service LLC	775.00
113020689	10/04/2024	X			AMERFOOD	American Food and Vending Corp.	891.75
113020690	10/04/2024	X			AMERFOOD	American Food and Vending Corp.	25,732.66
113020691	10/04/2024	X			TECHCONNEC	TechConnect KC, LLC	12,000.00
113020692	10/04/2024	X			LEXINGTOND	Lexington Diesel Services LLC	74,519.99
113020693	10/07/2024	X			FINKTRUSTE	Richard V. Fink	320.00
113020694	10/07/2024	X			CARPENTERJ	Jamie Carpenter	300.00
113020695	10/08/2024	X			UNITEDHEA	United Healthcare Insurance Company	160,126.21
113020696	10/08/2024	X			GUARDIAN	The Guardian Life Insurance Co	13,240.57
113020697	10/08/2024	X			EDOPS	Education Business Solutions Inc	18,833.33
113020698	10/09/2024	X			TALKSPACE	Talkspace Network LLC	3,750.00
113020699	10/09/2024	X			HALLERELYS	Elyse Haller	2,681.25
113020700	10/11/2024	X			TEACHAMER	Teach for America	45,000.00
113020701	10/11/2024	X			COBBAWAY	Cobbaway LLC	34,124.75
113020702	10/11/2024	X			KIAFINANCE	Hyundai Capital America	668.51
113020703	10/11/2024	X			KIAFINANCE	Hyundai Capital America	684.67
113020704	10/11/2024	X			KIAFINANCE	Hyundai Capital America	675.98
113020705	10/16/2024	X			KCNIGHT	Walden Limousine Service LLC	871.88
113020706	10/16/2024	X			TALKSPACE	Talkspace Network LLC	3,750.00
113020707	10/17/2024	X			SPEECHLANG	Matthew Braun	6,525.00
113020708	10/17/2024	X			GRAPEVINE	Grapevine Designs, LLC	461.59
113020709	10/17/2024	X			PROIQ	ProIQ, LLC	3,609.40
113020710	10/17/2024	X			SOURCEPO	Jeff and Jeff Promotions, LLC	7,201.50
113020711	10/17/2024	X			FIDWORKPL	Fidelity Workplace Investing LLC	5,121.24
113020712	10/17/2024	X			CUSHMAN	Cushman & Wakefield U.S., Inc	2,750.00
113020713	10/17/2024	X			AMERFOOD	American Food and Vending Corp.	22.00
113020714	10/17/2024	X			AMERFOOD	American Food and Vending Corp.	511.20
113020715	10/17/2024	X			KCNIGHT	Walden Limousine Service LLC	1,743.75
113020716	10/17/2024	X			SEYFERTH	Seyferth Blumenthal & Harris, LLC	724.50
113020717	10/18/2024	X			CUSHMAN	Cushman & Wakefield U.S., Inc	247,230.77
113020718	10/18/2024	X			DELPHIADO	Donald Delphia	807.00
113020719	10/18/2024	X			GRAPEVINE	Grapevine Designs, LLC	643.72
113020720	10/18/2024	X			HUSCHBLA	Husch Blackwell LLP	1,572.00
113020721	10/18/2024	X			MORGHUNT	Morgan Hunter Education, LLC	428.80
113020722	10/18/2024	X			CUMULUSME	Cumulus Media	800.00
113020723	10/18/2024	X			CUMULUSME	Cumulus Media	4,699.00
113020724	10/18/2024	X			KCNIGHT	Walden Limousine Service LLC	775.00
113020725	10/18/2024	X			BAKERUNIV	Baker University	1,900.00
113020726	10/21/2024	X			FIDWORKPL	Fidelity Workplace Investing LLC	24,779.42
113020727	10/22/2024	X			ALCOZERCON	Alcozer Consulting LLC	1,618.75
113020728	10/22/2024	X			AMERFOOD	American Food and Vending Corp.	26,280.90
113020729	10/22/2024	X			KCNIGHT	Walden Limousine Service LLC	775.00
113020730	10/22/2024	X			AMERFOOD	American Food and Vending Corp.	25,968.83
113020731	10/23/2024	X			EDLIOLLC	Edlio LLC	4,730.00
113020732	10/23/2024	X			EPIQ	Epiq eDiscovery Solutions Inc	410.00
113020733	10/23/2024	X			SPEECHLANG	Matthew Braun	1,800.00
113020734	10/23/2024	X			FBKCARENA	FBKC Sports Tenant LLC	3,664.00
113020735	10/23/2024	X			YELLOWDOG	Yellow Dog Networks, Inc.	2,400.00

113020736	10/23/2024	X	AMERFOOD	American Food and Vending Corp.	17,101.52
113020737	10/23/2024	X	FBKCARENA	FBKC Sports Tenant LLC	1,293.20
113020738	10/23/2024	X	PECSports	PEC Sports, LLC	770.00
113020739	10/24/2024	X	LAXTONJOH	Johanna Laxton	170.00
113020683	10/25/2024	X	RAMPCC	RAMP - CC	45,273.98
113020740	10/25/2024	X	CASTATED	California State Disbursement Unit	392.00
113020741	10/25/2024	X	KCNIGHT	Walden Limousine Service LLC	775.00
113020742	10/25/2024	X	KCNIGHT	Walden Limousine Service LLC	775.00
113020743	10/25/2024	X	IONWAVE	ION Wave Technologies, LLC	3,665.00
113020744	10/28/2024	X	SULLIVANCO	Sullivan Cotter Holdings, Inc.	10,355.00
113020745	10/29/2024	X	KOPALDSE	Seth Kopald	150.00
113020746	10/29/2024	X	HAASWILKE	Haas & Wilkerson, Inc.	2,454.61
113020747	10/29/2024	X	FIDWORKPL	Fidelity Workplace Investing LLC	4,963.23
113020748	10/29/2024	X	YELLOWDOG	Yellow Dog Networks, Inc.	5,710.00
113020749	10/30/2024	X	FIDWORKPL	Fidelity Workplace Investing LLC	24,041.58
113020750	10/30/2024	X	FIDELITY	Fidelity Investments Institutional Operations Co.,	3,513.40
113020751	10/30/2024	X	FIDELITY	Fidelity Investments Institutional Operations Co.,	1,116.00
113020752	10/30/2024	X	MORGHUNT	Morgan Hunter Education, LLC	1,286.40
113020684	10/31/2024	X	RAMPOOP	RAMP - OOP	268.37
113020753	10/31/2024	X	UMKCAR	University of Missouri-Kansas City AR	24,750.00
113020754	10/31/2024	X	LAWUMANSKY	Law Offices of Jay B. Umansky, P.C.	573.01
176	10/31/2024		MCCURRYKEN	Kenneth McCurry	296.00
177	10/31/2024		SUBERBEN	Benjamin Suber	920.00
178	10/31/2024		BLOUNTTL	Leo Blountt	1,020.00
179	10/31/2024		GOLDTITUS	Titus Golden	150.00
180	10/31/2024		LOPEZMICH	Michael Lopez	540.00
181	10/31/2024		FEYMARSHAL	Marshall Fey	84.00
182	10/31/2024		LAWSONDIR	Dirk Lawson	84.00
183	10/31/2024		BETTSJEREM	Jeremy Betts	168.00
184	10/31/2024		COLEBRIANN	Brianna Cole	210.00
185	10/31/2024		RHYNESDEL	Delbert Rhynes	330.00
186	10/31/2024		BRATCHERPA	Paul Bratcher	148.00
187	10/31/2024		BIRNEYDON	Donald Birney	148.00
188	10/31/2024		SMITHVERNE	Vernetta Smith	32.00
189	10/31/2024		SCHOFIELDA	Ashley Schofield	72.00
190	10/31/2024		PAIGETREVI	Trevis Paige	210.00
191	10/31/2024		RAFFERTYLE	Lee Rafferty	150.00
192	10/31/2024		KINCMAR	Mark Kinch	74.00
193	10/31/2024		ARCHIBSETH	Seth Archibald	74.00
194	10/31/2024		HALLLUTEE	Luteesha Hall	110.00
195	10/31/2024		MAJGWEN	Gwen Major	600.00
196	10/31/2024		MATTSONSTE	Steve Mattson	148.00
197	10/31/2024		TAFIEDUZAG	Duzaghi Tafie	148.00
198	10/31/2024		BLOUNTTLUC	Luchien Blountt	220.00
199	10/31/2024		HURDOLIVE	Oliver Hurd	110.00
200	10/31/2024		GEHATOM	Tom Geha	148.00
201	10/31/2024		NGOMSIARNA	Arnaud Ngomsi	84.00
202	10/31/2024		AJAYIEMMAN	Emmanuel Ajayi	148.00
203	10/31/2024		HOODALONZ	Alonzo Hood	220.00
204	10/31/2024		LOYDJOHN	John Loyd	84.00
205	10/31/2024		VELASCOGAE	Gael Velasco	74.00
206	10/31/2024		ROWEKEVIN	Kevin Rowe	74.00
207	10/31/2024		MUHAMMADWH	Whitney Muhammad	126.00
208	10/31/2024		LAMMERSDA	David Lammers	84.00
209	10/31/2024		JONESCLINT	Clint Jones	148.00
210	10/31/2024		BARTELST	Steve Bartel	232.00

Grand Total:

Void Total:

0.00

Total without Voids:

965,154.65

Payee Type:	Vendor	Check Type: Automatic Payment			Checking Account ID:	1	
Check Number	Check Date	Cleared	Void	Void Date	Entity ID	Entity Name	Check Amount
113020786	11/05/2024	X			RENCHAARON	Aaron Rench	600.00
113020773	10/31/2024	X			AMERFOOD	American Food and Vending Corp.	21,703.51
113020774	10/31/2024	X			AMERFOOD	American Food and Vending Corp.	2,840.00
113020785	11/05/2024	X			AMERFOOD	American Food and Vending Corp.	24,082.85
113020812	11/14/2024	X			AMERFOOD	American Food and Vending Corp.	27,529.18
113020815	11/14/2024	X			AMERFOOD	American Food and Vending Corp.	4,583.76
113020835	11/19/2024	X			AMERFOOD	American Food and Vending Corp.	280.00
113020838	11/21/2024	X			AMERFOOD	American Food and Vending Corp.	26,600.35
212	11/30/2024				SUBERBEN	Benjamin Suber	100.00
113020809	11/14/2024	X			BSNSPORTS	BSN Sports LLC	2,162.16
113020816	11/14/2024	X			ARROWSTAGE	Busco, Inc.	8,610.00
113020837	11/20/2024	X			CASTATED	California State Disbursement Unit	392.00
113020808	11/13/2024	X			CAINCATHA	Catharina Cain	515.25
113020787	11/05/2024	X			CBIZMHM	CBIZ Accounting Tax & Advisory of Kansas City	3,701.25
113020826	11/18/2024	X			CBIZINSINC	CBIZ Benefits & Insurance Services Inc	2,930.00
113020800	11/12/2024	X			CDWLLC	CDW LLC	9,436.25
113020789	11/05/2024	X			TSCHANGCHI	CHI-YOUNG TSCHANG	2,850.00
113020790	11/05/2024	X			COBBAWAY	Cobbaway LLC	42,223.50
113020765	10/31/2024	X			CUMULUSME	Cumulus Media	779.00
113020766	10/31/2024	X			CUMULUSME	Cumulus Media	4,699.00
113020767	10/31/2024	X			CUMULUSME	Cumulus Media	5,120.00
113020768	10/31/2024	X			CUMULUSME	Cumulus Media	800.00
113020776	10/31/2024	X			CUMULUSME	Cumulus Media	800.00
113020777	10/31/2024	X			CUMULUSME	Cumulus Media	3,890.00
113020778	10/31/2024	X			CUMULUSME	Cumulus Media	4,699.00
113020807	11/13/2024	X			CUSHMAN	Cushman & Wakefield U.S., Inc	2,750.00
113020813	11/14/2024	X			CUSHMAN	Cushman & Wakefield U.S., Inc	250,131.27
113020817	11/14/2024	X			MOETOONS	DeMorae Townsend dba MoeToons LLC	100.00
6443	11/14/2024	X			JACKSONDIL	DiLayah Jackson	2,100.00
113020793	11/06/2024	X			GRIFFINDOM	Dominic Griffin	688.70
113020781	11/01/2024	X			EMBROIDERY	Eddings Enterprises, LLC	384.00
113020799	11/12/2024	X			EDOPS	Education Business Solutions Inc	18,833.33
113020801	11/12/2024	X			FIDWORKPL	Fidelity Workplace Investing LLC	106.22
113020802	11/13/2024	X			FIDWORKPL	Fidelity Workplace Investing LLC	5,350.42
113020810	11/13/2024	X			FIDWORKPL	Fidelity Workplace Investing LLC	27,551.55
113020843	11/22/2024	X			FIDWORKPL	Fidelity Workplace Investing LLC	5,136.57
113020848	11/22/2024	X			FIDWORKPL	Fidelity Workplace Investing LLC	25,715.30
113020771	10/30/2024	X			FIRSTSTUDE	First Student, Inc.	96,672.35
113020772	10/30/2024	X			FIRSTSTUDE	First Student, Inc.	108,436.06
113020847	11/22/2024	X			FIRSTSTUDE	First Student, Inc.	123,746.52
6442	11/14/2024	X			ISMEGRACE	Grace Isme	2,100.00
113020839	11/22/2024	X			HAASWILKE	Haas & Wilkerson, Inc.	24.55
113020803	11/13/2024	X			HUSCHBLA	Husch Blackwell LLP	2,156.00
113020805	11/13/2024	X			KIAFINANCE	Hyundai Capital America	675.98
113020806	11/13/2024	X			KIAFINANCE	Hyundai Capital America	1,353.18
113020844	11/22/2024	X			LAXTONJOH	Johanna Laxton	40.00
113020845	11/22/2024	X			LAXTONJOH	Johanna Laxton	410.00
113020840	11/22/2024	X			JOSTENS	Jostens Inc	225.00
113020828	11/19/2024	X			KCARTINST	Kansas City Art Institute	500.00
6447	11/14/2024	X			THOMASKEYA	Keyah Thomas	2,100.00
113020791	11/05/2024	X			LEXINGTOND	Lexington Diesel Services LLC	84,585.36
113020814	11/13/2024	X			MARRANDCO	Marr and Company, PC	15,250.00



Payee Type:	Vendor	Check Type: Automatic Payment			Checking Account ID: 1		
Check Number	Check Date	Cleared	Void	Void Date	Entity ID	Entity Name	Check Amount
113020771	10/30/2024	X			FIRSTSTUDE	First Student, Inc.	96,672.35
113020772	10/30/2024	X			FIRSTSTUDE	First Student, Inc.	108,436.06
113020763	10/31/2024	X			KCNIGHT	Walden Limousine Service LLC	775.00
113020764	10/31/2024	X			SAGEVIEW	SageView Advisory Group LLC	4,354.29
113020765	10/31/2024	X			CUMULUSME	Cumulus Media	779.00
113020766	10/31/2024	X			CUMULUSME	Cumulus Media	4,699.00
113020767	10/31/2024	X			CUMULUSME	Cumulus Media	5,120.00
113020768	10/31/2024	X			CUMULUSME	Cumulus Media	800.00
113020769	10/31/2024	X			RESTOREPSY	Rachel Linnemeyer	900.00
113020770	10/31/2024	X			RESTOREPSY	Rachel Linnemeyer	750.00
113020773	10/31/2024	X			AMERFOOD	American Food and Vending Corp.	21,703.51
113020774	10/31/2024	X			AMERFOOD	American Food and Vending Corp.	2,840.00
113020775	10/31/2024	X			KCNIGHT	Walden Limousine Service LLC	775.00
113020776	10/31/2024	X			CUMULUSME	Cumulus Media	800.00
113020777	10/31/2024	X			CUMULUSME	Cumulus Media	3,890.00
113020778	10/31/2024	X			CUMULUSME	Cumulus Media	4,699.00
113020779	11/01/2024	X			MORGHUNT	Morgan Hunter Education, LLC	214.40
113020780	11/01/2024	X			KCNIGHT	Walden Limousine Service LLC	775.00
113020781	11/01/2024	X			EMBROIDERY	Eddings Enterprises, LLC	384.00
113020782	11/01/2024	X			FINKTRUSTE	Richard V. Fink	320.00
113020783	11/04/2024	X			WHOLEPERS	The Whole Person	5,522.25
113020784	11/05/2024	X			YELLOWDOG	Yellow Dog Networks, Inc.	500.00
113020785	11/05/2024	X			AMERFOOD	American Food and Vending Corp.	24,082.85
113020786	11/05/2024	X			RENCHAARON	Aaron Rench	600.00
113020787	11/05/2024	X			CBIZMHM	CBIZ Accounting Tax & Advisory of Kansas City	3,701.25
113020788	11/05/2024	X			SPANLANG	Spanish Language Resources, LLC	900.00
113020789	11/05/2024	X			TSCHANGCHI	CHI-YOUNG TSCHANG	2,850.00
113020790	11/05/2024	X			COBBAWAY	Cobbaway LLC	42,223.50
113020791	11/05/2024	X			LEXINGTOND	Lexington Diesel Services LLC	84,585.36
113020792	11/05/2024	X			YELLOWDOG	Yellow Dog Networks, Inc.	30,162.00
113020793	11/06/2024	X			GRIFFINDOM	Dominic Griffin	688.70
113020794	11/08/2024	X			UNITEDHEA	United Healthcare Insurance Company	198.55
113020795	11/08/2024	X			GUARDIAN	The Guardian Life Insurance Co	13,014.00
113020796	11/08/2024	X			UNITEDHEA	United Healthcare Insurance Company	146,669.41
113020797	11/12/2024	X			SPEECHLANG	Matthew Braun	8,025.00
113020798	11/12/2024	X			MORGHUNT	Morgan Hunter Education, LLC	1,286.40
113020799	11/12/2024	X			EDOPS	Education Business Solutions Inc	18,833.33
113020800	11/12/2024	X			CDWLLC	CDW LLC	9,436.25
113020801	11/12/2024	X			FIDWORKPL	Fidelity Workplace Investing LLC	106.22
113020802	11/13/2024	X			FIDWORKPL	Fidelity Workplace Investing LLC	5,350.42
113020803	11/13/2024	X			HUSCHBLA	Husch Blackwell LLP	2,156.00
113020804	11/13/2024	X			PROIQ	ProIQ, LLC	4,022.27
113020805	11/13/2024	X			KIAFINANCE	Hyundai Capital America	675.98
113020806	11/13/2024	X			KIAFINANCE	Hyundai Capital America	1,353.18
113020807	11/13/2024	X			CUSHMAN	Cushman & Wakefield U.S., Inc	2,750.00
113020808	11/13/2024	X			CAINCATHA	Catharina Cain	515.25
113020810	11/13/2024	X			FIDWORKPL	Fidelity Workplace Investing LLC	27,551.55
113020811	11/13/2024	X			TECHCONNEC	TechConnect KC, LLC	12,000.00
113020814	11/13/2024	X			MARRANDCO	Marr and Company, PC	15,250.00
113020809	11/14/2024	X			BSNSPORTS	BSN Sports LLC	2,162.16
113020812	11/14/2024	X			AMERFOOD	American Food and Vending Corp.	27,529.18
113020813	11/14/2024	X			CUSHMAN	Cushman & Wakefield U.S., Inc	250,131.27

113020815	11/14/2024	X	AMERFOOD	American Food and Vending Corp.	4,583.76
113020816	11/14/2024	X	ARROWSTAGE	Busco, Inc.	8,610.00
113020817	11/14/2024	X	MOETOONS	DeMorae Townsend dba MoeToons LLC	100.00
113020818	11/14/2024	X	KCPUBRET	The Kansas City Public School Retirement System	290.00
113020819	11/14/2024	X	WICHSTUNIV	State of Kansas (Wichita State University)	680.00
6441	11/14/2024	X	HADLEYMATT	Matthew Hadley	2,100.00
6442	11/14/2024	X	ISMEGRACE	Grace Isme	2,100.00
6443	11/14/2024	X	JACKSONDIL	DiLayah Jackson	2,100.00
6444	11/14/2024	X	JEFFERSONT	Troy Jefferson	1,500.00
6445	11/14/2024	X	JONESCARPS	Shavanna Jones-Carpenter	2,100.00
6446	11/14/2024	X	TAYLORMYA	Mya Taylor	2,100.00
6447	11/14/2024	X	THOMASKEYA	Keyah Thomas	2,100.00
113020820	11/18/2024	X	METROCCKC	The Junior College District of Metropolitan Kansas City	876.00
113020821	11/18/2024	X	METROCCKC	The Junior College District of Metropolitan Kansas City	4,140.00
113020822	11/18/2024	X	METROCCKC	The Junior College District of Metropolitan Kansas City	876.00
113020823	11/18/2024	X	METROCCKC	The Junior College District of Metropolitan Kansas City	876.00
113020824	11/18/2024	X	METROCCKC	The Junior College District of Metropolitan Kansas City	876.00
113020825	11/18/2024	X	MORGHUNT	Morgan Hunter Education, LLC	750.40
113020826	11/18/2024	X	CBIZINSINC	CBIZ Benefits & Insurance Services Inc	2,930.00
113020827	11/19/2024	X	METROCCKC	The Junior College District of Metropolitan Kansas City	876.00
113020828	11/19/2024	X	KCARTINST	Kansas City Art Institute	500.00
113020829	11/19/2024	X	ROCKHURSTU	Rockhurst University	1,000.00
113020830	11/19/2024	X	XAVIERLA	Xavier University of Louisiana	900.00
113020831	11/19/2024	X	UNICENTMO	University of Central Missouri	1,400.00
113020832	11/19/2024	X	UNICENTMO	University of Central Missouri	1,700.00
113020833	11/19/2024	X	MOSTATEU	Missouri State University	1,300.00
113020834	11/19/2024	X	MORGHUNT	Morgan Hunter Education, LLC	795.07
113020835	11/19/2024	X	AMERFOOD	American Food and Vending Corp.	280.00
113020836	11/19/2024	X	RECFIVLLC	Real Estate Charitable Foundation	73,349.00
113020837	11/20/2024	X	CASTATED	California State Disbursement Unit	392.00
113020838	11/21/2024	X	AMERFOOD	American Food and Vending Corp.	26,600.35
113020839	11/22/2024	X	HAASWILKE	Haas & Wilkerson, Inc.	24.55
113020840	11/22/2024	X	JOSTENS	Jostens Inc	225.00
113020841	11/22/2024	X	UMKCAR	University of Missouri-Kansas City AR	25.00
113020842	11/22/2024	X	UMKCAR	University of Missouri-Kansas City AR	15.00
113020843	11/22/2024	X	FIDWORKPL	Fidelity Workplace Investing LLC	5,136.57
113020844	11/22/2024	X	LAXTONJOH	Johanna Laxton	40.00
113020845	11/22/2024	X	LAXTONJOH	Johanna Laxton	410.00
113020847	11/22/2024	X	FIRSTSTUDE	First Student, Inc.	123,746.52
113020848	11/22/2024	X	FIDWORKPL	Fidelity Workplace Investing LLC	25,715.30
113020846	11/25/2024	X	KCNIGHT	Walden Limousine Service LLC	968.75
113020761	11/26/2024	X	RAMPCC	RAMP - CC	54,402.87
113020762	11/30/2024	X	RAMPOOP	RAMP - OOP	536.02
211	11/30/2024		WARRENMIG	Miguel Warren	100.00
212	11/30/2024		SUBERBEN	Benjamin Suber	100.00

Grand Total: Void Total: 0.00 Total without Voids: 1,364,745.10